

# GaraGlide Price List

**November 2020**

Choose from a full range of door models, options and colours



# GaraGlide Roller Garage Doors

A motor driven, roller garage door with tubular drive motor, closing edge safety device and manual hand crank for emergencies. All doors are built to suit the opening, with the actual door size relating to the structural opening width x height and the guides fitting on the reveals to maintain a full opening size. Please refer to sizing tables for full range of size options.

## Door Curtain

77 mm rolled aluminium profile with 100% CFC-free polyurethane rigid foam. Available in 16 standard colour, with a two-layer paint finish using a high-quality polyurethane paint coated with a polyimide.

## Frame and Construction

75mm guide rails for single doors and 105mm for double doors. Guide rails are supplied in a colour to match the door curtain and with an integrated brush strip either side. The box cover, rollers and barrel are pre-assembled for convenience. Please state on your order if fitting between or behind opening. Doors fitted between opening will not come with pre-drilled holes.

## Operator and Control

GaraGlide operator and control included. 24 V DC gear drive, mains voltage 230-240 V AC, 0.5 KW, anti-lift kit, operator built into tubular drive with control board located on right as standard (viewed from inside) and impulse control. Included: 2 x standard hand transmitters and integral receiver, connecting lead with CEE plug, control buttons in cover of the control unit, integrated 2-minute garage courtesy light in control housing. The motor can be fitted either side. Also features an adjustable reversing procedure, adjustable pre-warning phase, adjustable automatic timer, connection of external illumination is possible and there is also a connecting option for a one-way photo cell.

## Standard Colours

GaraGlide roller doors are available in a choice of 15 standard colours, with the door curtain interior and exterior painted the same colour:

- Traffic White (RAL 9016)   - Steel Blue (RAL 5011)   - Light Grey (RAL 7035)   - White Aluminium (RAL 9006)
- Light Ivory (RAL 1015)   - Moss Green (RAL 6005)   - Terra Brown (RAL 8028)   - Grey Aluminium (RAL 9007)
- Ruby Red (RAL 3003)   - Slate Grey (RAL 7015)   - Cream (RAL 9001)   - Chartwell Green
- Purple Red (RAL 3004)   - Anthracite Grey (RAL 7016)   - Jet Black (RAL 9005)

Anthracite Metallic (Noir 2100 Sable) is also available at an additional cost. See page 5 for additional colour options.

## Timber Effect Colours

A timber effect version is available in Golden Oak or Rosewood effect, where the exterior door curtain is coated in a UV-resistant synthetic foil with a timber effect design and embossed grain, and the interior of the door curtain is painted in Terra Brown (RAL 8028). A Deco Paint version is also available at a lower cost, where the laths are painted in a Golden Oak or Rosewood effect.

## Fitting

The GaraGlide is suitable for fitting between and behind a prepared brickwork opening.

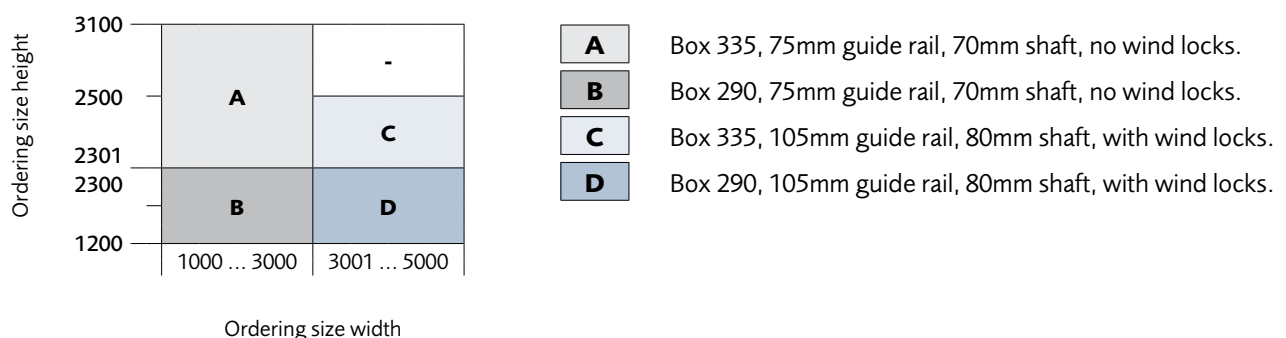
## Packaging


GaraGlide roller doors are supplied in two twin-walled cardboard boxes for ease of transportation to site.

## Stock Availability

All GaraGlide doors are made to order with no standard sizes. Lead-time for all doors is 4 weeks.

## Size range






### GaraGlide 1



Door width

Door height	1000	1250	1500	1750	2000	2250	2500	2750	3000	3250	3500	3750	4000	4250	4500	4750	5000
1200		1481	1517	1535	1570	1604	1638	1671	1720	1977	2011	2046	2078	2111	2155	2188	2224
1500		1506	1542	1568	1607	1645	1684	1723	1774	2037	2075	2111	2149	2188	2235	2273	2312
1750		1524	1565	1597	1638	1679	1717	1758	1815	2083	2124	2165	2206	2247	2299	2338	2379
2000		1532	1573	1604	1645	1686	1730	1771	1826	2098	2139	2181	2224	2265	2317	2359	2402
2125		1542	1588	1620	1663	1707	1753	1797	1854	2129	2173	2219	2261	2304	2359	2402	2446
2250		1563	1609	1645	1691	1741	1787	1836	1895	2173	2219	2265	2312	2428	2485	2531	2579
2375		1570	1617	1655	1702	1748	1799	1846	1908	2188	2237	2284	2335	2411	2508	2556	2602
2500		1597	1648	1689	1741	1794	1846	1897	1964	2250	2302	2353	2405	-	-	-	-
2750		1620	1679	1723	1776	1836	1890	1947	2018	2379	2433	2490	2546	-	-	-	-
3100																	




### GaraGlide 2



Door width

Door height	1000	1250	1500	1750	2000	2250	2500	2750	3000	3250	3500	3750	4000	4250	4500	4750	5000
1200		1524	1560	1578	1613	1647	1681	1714	1763	2020	2054	2089	2121	2154	2198	2231	2267
1500		1549	1585	1611	1650	1688	1727	1766	1817	2080	2118	2154	2192	2231	2278	2316	2355
1750		1567	1608	1640	1681	1722	1760	1801	1858	2126	2167	2208	2249	2290	2342	2381	2422
2000		1575	1616	1647	1688	1729	1773	1814	1869	2141	2182	2224	2267	2308	2360	2402	2445
2125		1585	1631	1663	1706	1750	1796	1840	1897	2172	2216	2260	2304	2347	2402	2445	2489
2250		1606	1652	1688	1734	1784	1830	1879	1938	2216	2262	2308	2355	2471	2528	2574	2622
2375		1613	1660	1698	1745	1791	1842	1889	1951	2231	2280	2327	2378	2454	2551	2599	2645
2500		1640	1691	1732	1784	1837	1889	1940	2007	2293	2345	2396	2448	-	-	-	-
2750		1663	1722	1766	1819	1879	1933	1990	2061	2422	2476	2533	2589	-	-	-	-
3100																	




**GaraGlide 5**



Door width

Door height	1000	1250	1500	1750	2000	2250	2500	2750	3000	3250	3500	3750	4000	4250	4500	4750	5000
1200																	
1500	1790	1826	1844	1879	1913	1947	1980	2029	2286	2320	2355	2387	2420	2464	2497	2533	
1750	1815	1851	1877	1916	1954	1993	2032	2083	2346	2384	2420	2458	2497	2544	2582	2621	
2000	1833	1874	1906	1947	1988	2026	2067	2124	2392	2433	2474	2515	2556	2608	2647	2688	
2125	1841	1882	1913	1954	1995	2039	2080	2135	2407	2448	2490	2533	2574	2626	2668	2711	
2250	1851	1897	1929	1972	2016	2062	2106	2163	2438	2482	2526	2570	2613	2668	2711	2755	
2375	1872	1918	1954	2000	2050	2096	2145	2204	2482	2528	2574	2621	2737	2794	2840	2888	
2500	1879	1926	1964	2011	2057	2108	2155	2217	2497	2546	2593	2644	2720	2817	2865	2911	
2750	1906	1957	1998	2050	2103	2155	2206	2273	2559	2611	2662	2714	-	-	-	-	
3100	1929	1988	2032	2085	2145	2199	2256	2327	2688	2742	2799	2855	-	-	-	-	



**GaraGlide 6**




Door width

Door height	1000	1250	1500	1750	2000	2250	2500	2750	3000	3250	3500	3750	4000	4250	4500	4750	5000
1200																	
1500	1833	1869	1887	1922	1956	1990	2023	2072	2329	2363	2398	2430	2463	2507	2540	2576	
1750	1858	1894	1920	1959	1997	2036	2075	2126	2389	2427	2463	2501	2540	2587	2625	2664	
2000	1876	1917	1949	1990	2031	2069	2110	2167	2435	2476	2517	2558	2599	2651	2690	2731	
2125	1884	1925	1956	1997	2038	2082	2123	2178	2450	2491	2533	2576	2617	2669	2711	2754	
2250	1894	1940	1972	2015	2059	2105	2149	2206	2481	2525	2569	2613	2656	2711	2754	2798	
2375	1915	1961	1997	2043	2093	2139	2188	2247	2525	2571	2617	2664	2780	2837	2883	2931	
2500	1922	1969	2007	2054	2100	2151	2198	2260	2540	2589	2636	2687	2763	2860	2908	2954	
2750	1949	2000	2041	2093	2146	2198	2249	2316	2602	2654	2705	2757	-	-	-	-	
3100	1972	2031	2075	2128	2188	2242	2299	2370	2731	2785	2842	2898	-	-	-	-	

## Options for all GaraGlide roller garage doors

### Emergency Release

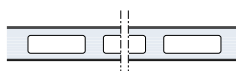


Exterior emergency release kit

each

229

### Ventilation Grilles and Glazing Elements



Glazing element (clear synthetic pane, window cut-out 112mm x 33mm)

per m

29



Ventilation grilles (black plastic with ventilation cross section approx 13cm<sup>2</sup>/ grille)

per m

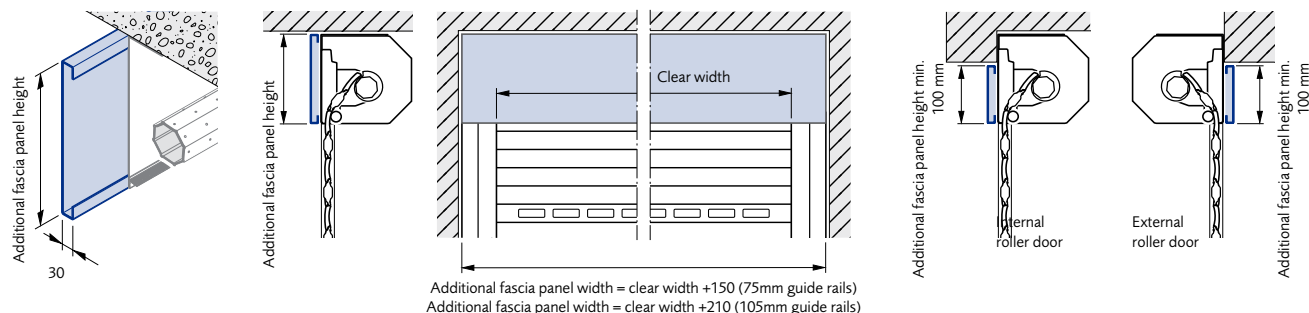
29

### Additional Fascia Panel

Reinforcement of the fascia panel (required for fitting between opening)

per m

68



### Additional Colour Options

Standard colours (choice of 15 colour options)

Included

Anthracite Metallic (Noir 2100 Sable)

per m<sup>2</sup>

27

Deco Paint (painted timber effect design in Golden Oak or Rosewood)

per m<sup>2</sup>

27

Timber effect (plastic film coating in Golden Oak or Rosewood timber effect)

per m<sup>2</sup>

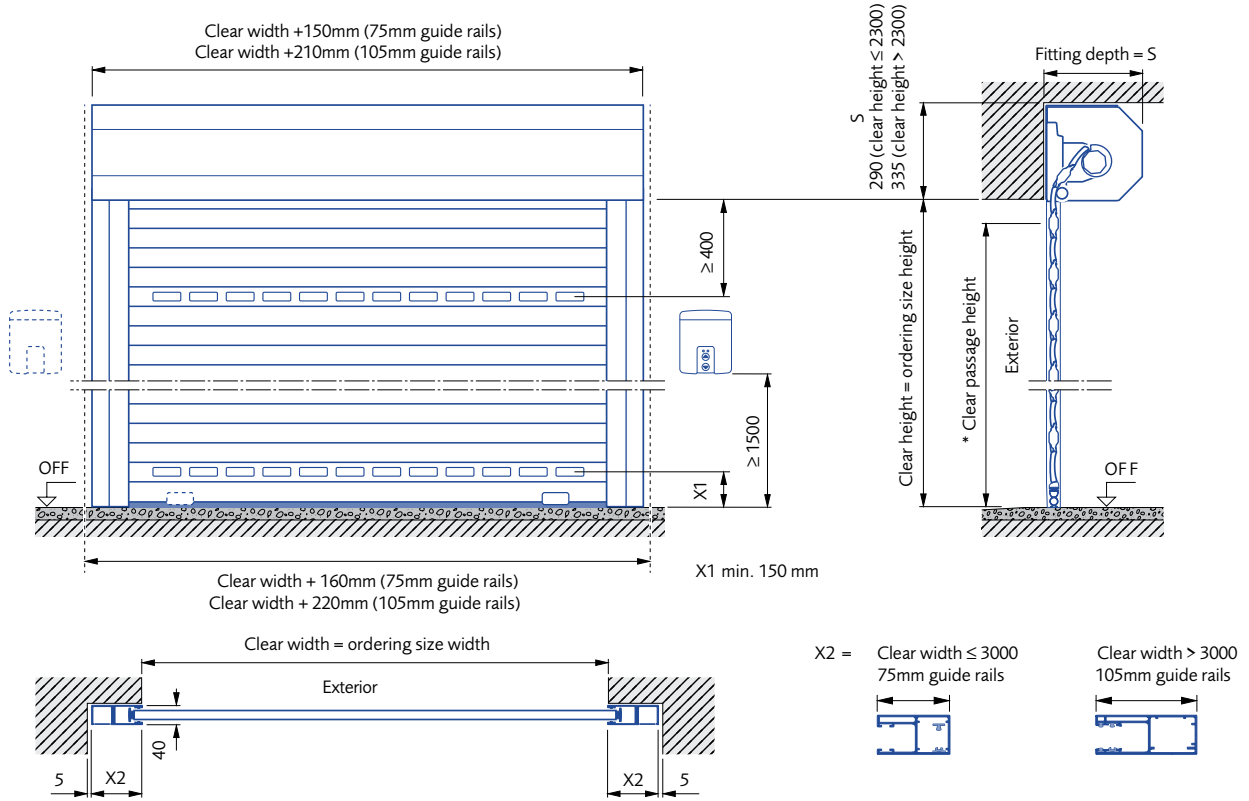
50

Example of paint cost calculation: For door dimensions of 2000mm x 2125mm, the door area is 4.25m<sup>2</sup> (i.e. 2 x 2.125 = 4.25). Multiply door area by cost per m<sup>2</sup> to calculate additional paint cost (i.e. 4.25 x 27 = £114.75).

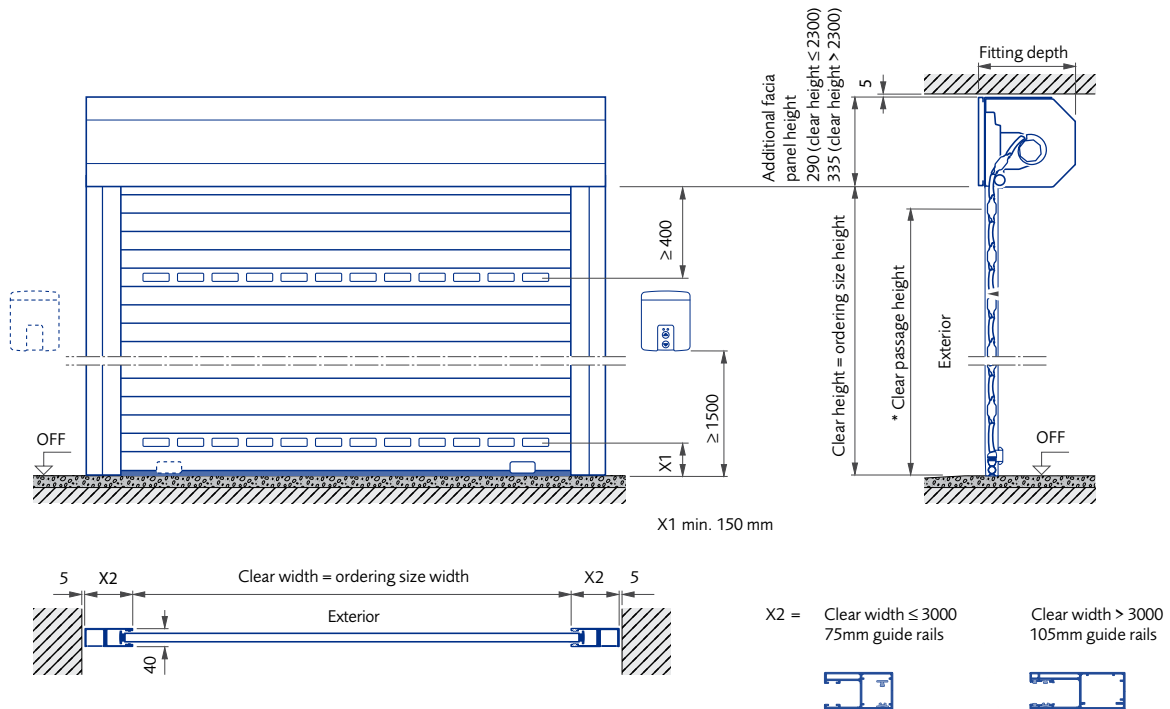
Please note, dark colours should not be used for doors that are exposed to the sun. Despite the use of state-of-the-art colour coating systems, we cannot rule out colour deviations, specifically in metallic colours (RAL 9006 and RAL 9007). Please state on your order if fitting between or behind opening. Doors fitted between opening will not come with pre-drilled holes in guide rails.

## Roller garage door fitting dimensions

### Fitting behind opening



### Fitting between opening



## Warranty Terms and Conditions

### Warranty period:

In addition to the statutory warranty provided by the dealer in the sales contract, we grant the following warranty for parts from the date of purchase:

- 5 years on operator technology, motor and motor control.
- 2 years on radio equipment, accessories and special systems.

Claims made under the warranty do not extend the warranty period. For replacement parts and repairs the warranty period is six months or at least the remainder of the warranty period.

### General wear and tear:

Due to the design of the roller door, the inside of the door curtain will exhibit some marks after a short period of time. This is classed as general wear and tear that you would expect to see over a period of months or years. It is not detrimental to the door's performance and would therefore not be grounds for a warranty claim.

### Pre-requisites:

The warranty claim only applies in the country where the equipment was purchased. The product must have been purchased through our authorised distribution channels. A claim under this warranty exists only for damage to the object of the contract itself. The receipt of purchase substantiates your right to claim under the warranty.

### Services:

For the duration of the warranty we shall eliminate any product defects that are proven to be attributable to a material or manufacturing fault. We pledge to replace free of charge and at our discretion the defective goods with non-defective goods, to carry out repairs, or to grant a price reduction. Replaced parts become our property. Reimbursement of expenditure for dismantling and fitting, testing of parts as well as demands for lost profits and compensation for damages are excluded from the warranty.

### Damage caused by the following is also excluded:

- Improper fitting and connection
- Improper initial start-up and operation.
- External factors such as fire, water, abnormal environmental conditions.
- Mechanical damage caused by accidents, falls, impacts.
- Negligent or intentional destruction.
- Normal wear or deficient maintenance.
- Repairs conducted by unqualified persons.
- Use of non-original parts.
- Removal or defacing of the data label.

# GARADOR

*The Garage Door People*

Bunford Lane, Yeovil, Somerset, BA20 2EJ  
Tel: (01935) 443722 Fax: (01935) 443744

[www.garador.co.uk](http://www.garador.co.uk)



Garador is the UK's leading manufacturer of garage doors and operators, with an ultra-modern production facility located in Somerset. We use German engineering expertise to produce highly sophisticated doors and operators. By purchasing a Garador product you can be assured of the highest level of quality, safety and security. With a nationwide network of stockists, installers and service technicians we are an ideal partner for your project.